



PRE TRAVEL

# JAPAN

GUIDE

## You're traveling to Japan!

This short guide will help you prepare for your upcoming journey with Alluring Asia.

### *Passports & Visa*

A passport with a minimum of six months validity remaining from the date of entry and evidence of onward/return ticket are required. A visa is not required for United States citizens to enter Japan.

*Click on bullet items below for more information.*

- Apply for a passport
- Renew by mail
- Report and replace lost/stolen U.S. passport
- Correct or change U.S. passport information

### *Immunizations & Vaccines*

We strongly recommend you seek the advice of your physician for all travel vaccinations. For additional information please visit [www.cdc.gov/travel](http://www.cdc.gov/travel).

### *Tipping*

Service charges of 10% are added to bills in most leading hotels and restaurants. Japan has a 5% consumer tax. Where it is not included, a tip of 10-15% of the bill would be appropriate.

#### **Airport porter/hotel bellboy:**

\$1.00 - \$2.00 USD per bag.

#### **Your tour guide:**

\$10.00 - \$12.00 USD per person per day.

#### **Driver/assistants:**

\$6.00 - \$7.00 USD per person per day.

## What to Pack

The Japanese dress as Westerners do and are quite conservative but dress in a smart fashion.

During the summer from June-August, it gets hot and humid and lightweight clothing in natural fibers like linen, silk and cotton are the most comfortable.

For the winter months from December-February, a fleece lined jacket/vest, gloves, scarf and hat and dress in layers.

A few dressy items for an evening out on the town.

Longer skirts, trousers, blouses and shirts with sleeves to cover your shoulders are required when visiting religious sites.

Umbrella and rain jacket for their rainy season June-October but even during the other months it's wise to have one with you for those occasional showers.


Mosquito repellent, sunscreen, sun hat, sunglasses, hand sanitizer/handi-wipes, binoculars and a flashlight with extra batteries.

Hiking or trekking shoes and a good pair of walking shoes for city touring.

Electronic chargers for your camera, phone, iPad, etc. and extra camera memory card(s).

Electrical converter and outlet adapter. Their electrical voltage is 100 volts AC, 50/60HZ and they use a two prong plug.


## Reading List



### **A Traveler's History of Japan**

Author: Richard Tames, History, 2008, 256 pages.  
Description: Escaping a predictable dull march through the centuries, this lively book turns out to be an outstanding (and


concise) narrative history of Japan -- including politics, economy, literature and the arts. It is an excellent introduction to Japan and its transformation from its Shinto, Shogun and Samurai traditions to 20th-century powerhouse.



### **The Japan Journals, 1947-2004**

Author: Donald Richie and Leza Lowitz, Biography/Memoir, 2005, 494 pages.

Description: A well-edited collection of journal excerpts from the eminent film historian and observer of Japan.



### **Travelers' Tales Japan**

Author: Donald W. George and Amy G. Carlson, Anthology, 2005, 411 pages.

Description: A collection of stories and essays by famous writers that captures experiences of traveling through Japan.

With a range of styles and topics, this book is a great travel companion.